


FIND THE GALLERY SECTION: SCENIC LANDSCAPES

Explore the artwork in this section of the gallery. What details can you spot?

Can you find?

Distant buildings, winding rivers, small figures, beautiful trees or unusual rocks?

Use this space to draw some of your discoveries 🖱️



Which of the landscapes would you like to visit?

Draw them here: 🖱️



For an adventure




To relax

DRAW YOUR VIEW

What view would you like from your window?

You can imagine your own landscape or draw your favourite from the paintings.



FIND THE GALLERY SECTION: FACES

Explore the artworks in this section of the gallery

Can you draw a few of your favourites in the frames? 🖱️





Can you think of some words to describe these artworks?

Look at how the figures are sitting or standing (their pose), the expression on their faces, their hands or the way they have been painted or photographed.

Here are some words to help you:

Busy, kind, ornate, still, colourful, uncertain, dark happy, peaceful,

Write them here: 🖱️



CREATE YOUR OWN SELF PORTRAIT

.....

**Draw you own self portrait or
commission (ask) one of your group to
draw you whilst you pose.**

Think about what expression and pose you
might use for your portrait. 🖐️

Portrait of

By

Date



FIND THE GALLERY SECTION: NATURE UP CLOSE

Find the tile designs by William de Morgan (left hand cabinet, in the 'Nature up Close' section of the gallery).

Draw your favourite tile here 🖱️




- Have a look at the other tiles in the sets, are they identical? What differences can you spot?
- Draw a tile in the same set that is composed (laid out) differently 🖱️

Although different, each tile connects to make a continuous pattern.



Collect ideas for your own tile design by looking at the artworks in the 'Nature up Close' section of the gallery:

Choose some details from the artwork and draw them here 🖱️






CREATE YOUR TILE



Can you create a patterned tile using nature as inspiration?

You could see if you can make a pattern that connects through each tile. 🖐️




FIND THE GALLERY SECTION: FACES: MINIATURES

Find the 'Miniatures' in the 'Faces' section of the gallery.


These are small portraits often in ornate frames, you can find them in the drawers, pull them out carefully!

- Can you draw your favourite here?
- Remember to add beautiful frames.



Create your own miniature

Draw a self portrait with a beautiful frame to give to someone you care about.




SELFIE MINIATURES

Today we carry miniature images of friends and family on our phones, and share 'selfies', images we take of ourselves. These are our own kind of miniature portraits.

Whose photo would you take on a phone to keep?

- Draw them here 
- You could also take a photo of yourself in front of your favourite artwork to keep or send.



This is the back of the miniature of yourself that you made on the other side of the paper!

Write a message on this side of your picture for the person you are giving it to.

- Cut out at home and give to someone you care about.



FIND THE GALLERY SECTION: COLOUR & FORM

Explore the ceramic artworks in this section of the gallery.


Can you draw some of your favourite vessel shapes here? 🖱️

- These words might help
Pinch, fold, twist, squish



Zoom in on the details of the pieces. Are there parts of their design you really like?




- For example: handles and spouts
- Draw them here 🖱️



What patterns and textures can you see decorating the ceramic artworks?

Can you draw some here? 🖱️

- Can you see delicate soft lines, sharp shapes or shadowy dark areas? See if you can show these with your pencil marks.
- These words might help:
Scratch, smudge, speckled, shadows, waves, drip.



POT DESIGN

Create your own pot design using some of the shapes and details you have drawn or use your own ideas.

- What shape is your pot?
- What marks or patterns does it have?
- What colours are on it?
- Where is it placed or displayed?
You can add this as a background.

